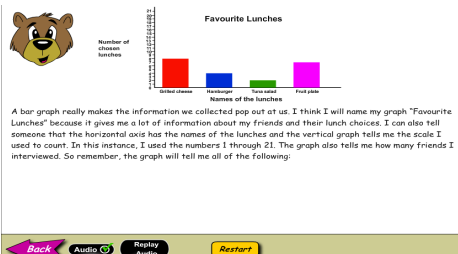
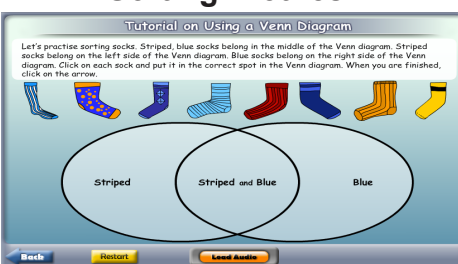
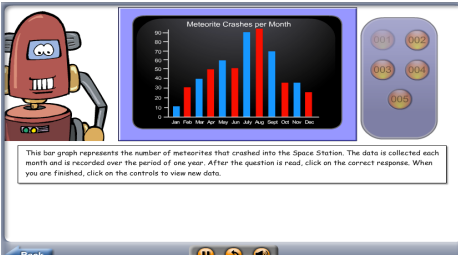
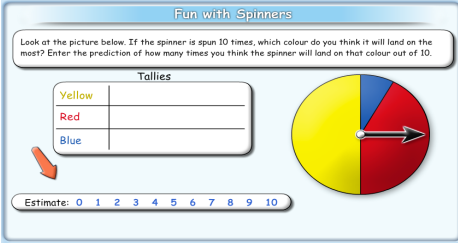


Grade 3 Data Management and Probability Ontario Educational Resources Bank (OERB) Activities

Data Management	
Activity	Description
<div style="text-align: center;"> <h3>Graphing Greatness</h3>  <p style="text-align: center;">Resource ID: ELO1294480</p> </div>	<p>Practise organizing and displaying data by using information in a tally chart to complete a bar graph. Then practise describing and interpreting information in the graphs by answering questions, including questions related to mode.</p>
<div style="text-align: center;"> <h3>Sorting Clothes</h3>  <p style="text-align: center;">Resource ID: ELO1282090</p> </div>	<p>Practise sorting different types of clothing by attributes using a Venn Diagram.</p>
<div style="text-align: center;"> <h3>Space Station Stats</h3>  <p style="text-align: center;">Resource ID: ELO1277070</p> </div>	<p>Practise reading, interpreting and describing data by answering questions about space station data presented in charts and graphs.</p>
Probability	
Activity	Description
<div style="text-align: center;"> <h3>Fun With Spinners</h3>  <p style="text-align: center;">Resource ID: ELO1294430</p> </div>	<p>Build understanding of the likelihood of an event by making predictions and carrying out experiments related to a variety of spinners.</p>